



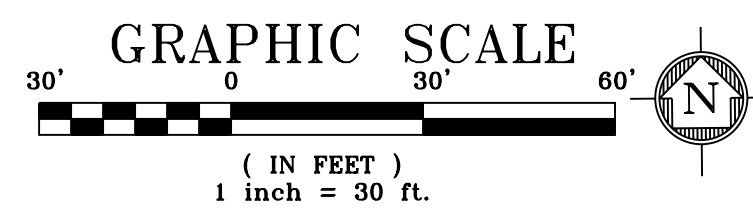
GENERAL NOTES

1. THE PRIMARY DISTRIBUTION SYSTEM AT FORT STEWART IS OWNED, MANAGED, AND MAINTAINED BY A PRIVATEZED ELECTRIC UTILITY COMPANY. THE PRIVATEZED ELECTRIC UTILITY AT FORT STEWART IS CANOOCHIE EMC.
2. ALL CONDUITS SHALL BE A MINIMUM 18" BELOW SURFACE IN MIN 3" SAND. MAINTAIN 3" SEPARATION UNLESS OTHERWISE INDICATED WITH CONCRETE ENCASEMENT.

PLAN NOTES

- ① PRIMARY DISTRIBUTION WITHIN THE PROJECT SHALL BE PROVIDED BY THE ELECTRIC UTILITY COMPANY. ALL PRIMARY CONDUCTORS TO UTILITY TRANSFORMER, DUCTLINES, MANHOLES, SWITCHES, SECTIONALIZING CABINETS, TRANSFORMERS WITH CONCRETE PADS, GROUNDING AND METERING SHALL BE PROVIDED BY THE ELECTRIC UTILITY. THE ELECTRIC UTILITY SHALL PROVIDE INSTALLATION OF THE PRIMARY DISTRIBUTION SYSTEM UNLESS OTHERWISE NOTED ON THE CONTRACT DOCUMENTS.
- ② CONTRACTOR SHALL BE RESPONSIBLE FOR INSTALLING SECONDARY SERVICE CABLES AND CONDUITS FROM FIRE STATION SERVICE EQUIPMENT TO SECONDARY COMPARTMENT OF THE TRANSFORMER. DUCTBANK FOR FIRESATION SHALL CONSIST OF:
 1-4" FOR SECONDARY SERVICE FEEDER
 1-4" SPARE
 1-1" FOR UTILITY METER (FROM METER TO DATA COLLECTION POINT IN COMM CLOSET)
 FOR CABLE SIZE SEE ONE-LINE DIAGRAM ON E-002.
- ③ CONTRACTOR SHALL BE RESPONSIBLE FOR INSTALLING SECONDARY SERVICE CABLES AND CONDUITS FROM TRAINING BUILDING SERVICE EQUIPMENT TO SECONDARY COMPARTMENT OF THE TRANSFORMER. DUCTBANK FOR FIRESATION SHALL CONSIST OF:
 1-2" FOR SECONDARY SERVICE FEEDER
 1-2" SPARE
 FOR CABLE SIZE SEE ONE-LINE DIAGRAM ON E-002.
- ④ CONTRACTOR SHALL BE RESPONSIBLE FOR INSTALLING SECONDARY SERVICE CABLES FROM BUILDING SERVICE EQUIPMENT TO SECONDARY COMPARTMENT OF THE TRANSFORMER. DUCTBANK FOR GENERATOR SHALL CONSIST OF:
 1-4" FOR GENERATOR FEEDER
 1-4" SPARE
 1-1" FOR GENERATOR CONTROLS
 FOR FEEDER CABLE SIZE SEE ONE-LINE DIAGRAM ON E-002. THE EMERGENCY GENERATOR BE PROVIDED WITH INDEPENDENT 120V CIRCUITS FOR GENERATOR BATTERY CHARGER AND BLOCK HEATER BACK TO PANEL P2 (CKT 38 AND 40). USING 1#10 PHASE, 1#10 NEUTRAL, AND 1#10 GND CONDUCTOR IN 1" CONDUIT AND PROVIDE 1" CONDUIT SPARE.
- ⑤ CONTRACTOR SHALL PROVIDE TRANSITION FOR SERVICE CONDUITS FROM BELOW GRADE TO ABOVE GRADE WITH GALVANIZED RIGID STEEL TO PANEL "MDP".
- ⑥ CONTRACTOR SHALL PROVIDE CONCRETE ENCASEMENT FOR THE PROTECTION OF THE CONDUITS IN AREAS SUBJECT TO VEHICULAR TRAFFIC.
- ⑦ CONTRACTOR TO PROVIDE AND INSTALL SITE LIGHTING FOUNDATIONS.
- ⑧ CONTRACTOR TO PROVIDE AND INSTALL 2" FOR SITE LIGHTING BETWEEN SITE LIGHTING FOUNDATIONS. CONDUIT ROUTING SHALL BE COORDINATED WITH CANOOCHIE EMC PRIOR TO INSTALLATION. UTILITY IS RESPONSIBLE FOR INSTALLING CABLE.

ELECTRICAL SITE PLAN
 SCALE: 1" = 30'-0"



3 MARCH 2010 BUILDING DESIGN FINAL DESIGN FOR CONSTRUCTION

ELECTRICAL SITE PLAN

SHEET IDENTIFICATION
E-003
 SHEET 106 OF 117

MARK	DESCRIPTION	DATE	APPR.	MARK	DESCRIPTION	DATE	APPR.
A	100% PRE-FINAL DESIGN	11/06/09					
B	FINAL DESIGN FOR CONSTRUCTION	03/03/10					

DESIGNED BY: SMH	CHECK BY: JL	DATE: 26-JUL-2009
SUBMITTED BY: KCI TECHNOLOGIES	CONTRACT NO.:	PROJECT NO.:
PLOT SCALE:	FILE NUMBER:	FILE NAME:
AS NOTED	XX-XXXXXX	FS_SHT_E-003